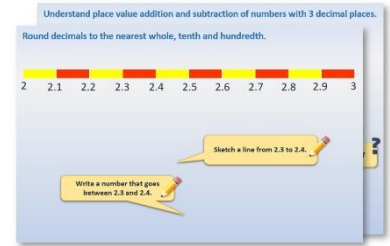


# Year 4: Week 6, Day 5


## Draw polygons on the co-ordinate grid

Each day covers one maths topic. It should take you about 1 hour or just a little more.

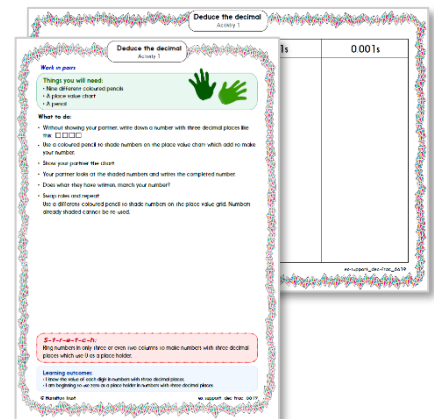
1. Start by reading through the **Learning Reminders**. They come from our *PowerPoint* slides.



2. Tackle the questions on the **Practice Sheet**. There might be a choice of either **Mild** (easier) or **Hot** (harder)! Check the answers.



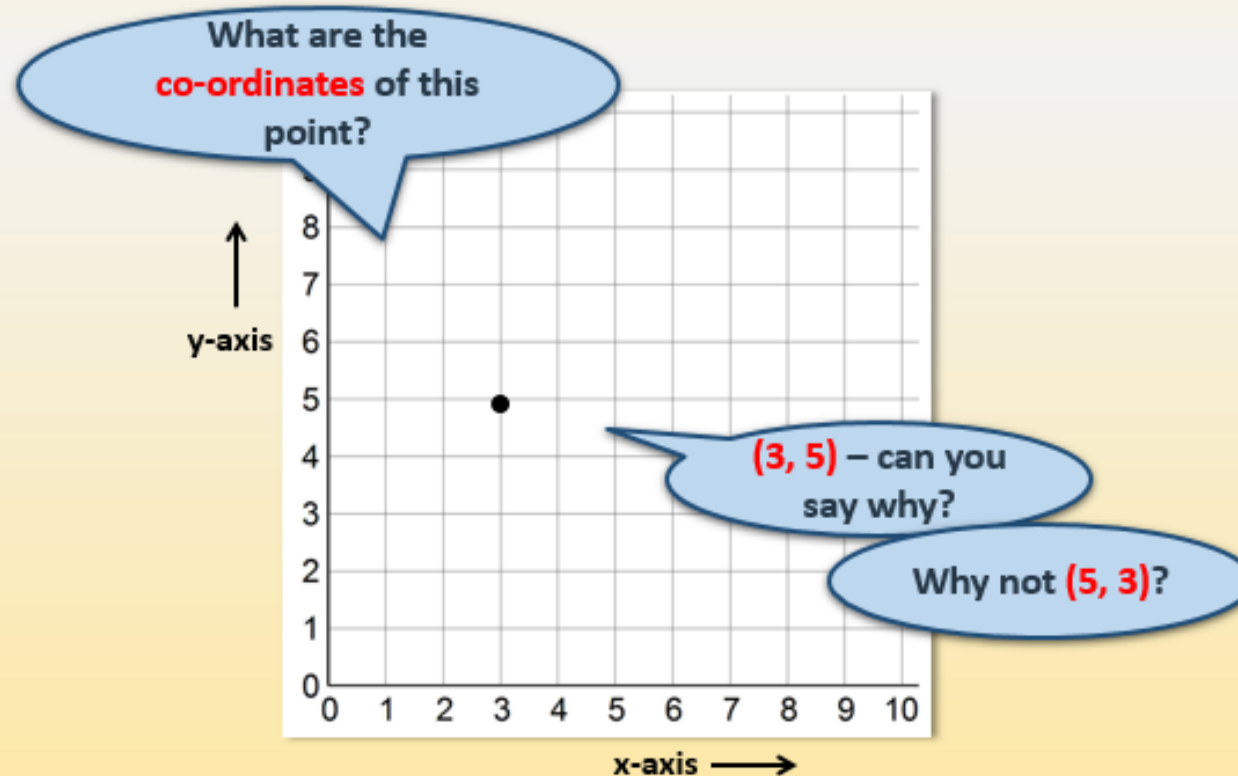
3. Finding it tricky? That's OK... have a go with a grown-up at **A Bit Stuck?**



4. Think you've cracked it? Whizzed through the Practice Sheets Have a go at the **Investigation**...

## Learning Reminders

Use co-ordinates in the first quadrant and join points to draw polygons.



## Learning Reminders

Use co-ordinates in the first quadrant and join points to draw polygons.

These points are joined up, what shape has been made?

Write the missing **co-ordinates** of the shape.

